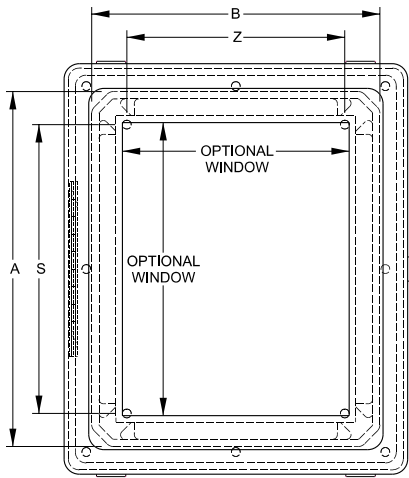


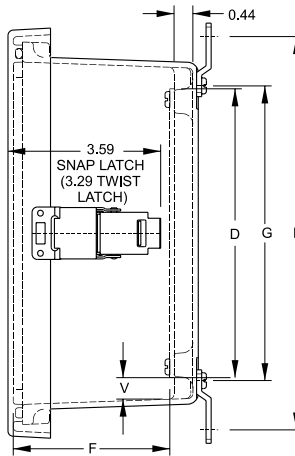
Polyester Modular Enclosures - NEMA 4X

PJ Series - Lift-Off, Hinged, Snap Latch, Twist Latch, Window Door

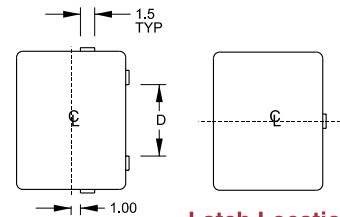
Corrosion Resistant
Junction Boxes/JIC Enclosures



Top View



Side View



Latch Locations

For use on
18 x 16 x 8 D = 5.25
20 x 16 x 8 D = 9.25

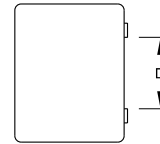
For use on
6 x 6 x 4 8 x 6 x 4
10 x 8 x 6
10 x 8 x 4

Thermal Index

130°C to -40°C (266°F to -40°F)

Impact Index

6.78J (5 ft/lb)



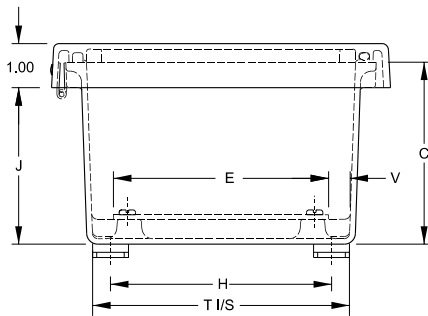
For use on
12 x 10 x 6 D = 6.75
14 x 12 x 6 D = 7.25
16 x 14 x 8 D = 7.25

Thermal Index

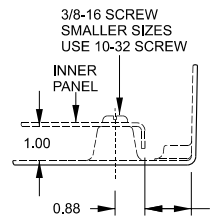
130°C to -40°C (266°F to -40°F)

Impact Index

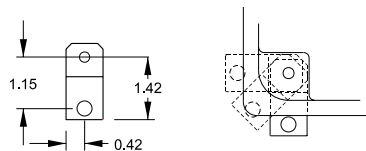
6.78J (5 ft/lb)



Front View



Detail A



Optional Mounting Feet Locations

Window Snap Latch Part No.	Window Twist Latch Part No.	Cover Dimensions								Optional Panel Part No.	Window Dim. HxW	Shipping Weight (lbs)
		L	T	K	M	U	W	R	V			
PJ664LW	PJ664TW	7.32	5.83	6.08	6.08	7.69	7.69	0.44	0.49	14R0505	4.25x4.25	4
PJ864LW	PJ864TW	9.19	5.85	6.11	7.98	9.59	7.71	0.44	0.50	14R0705	4.25x6.25	4
PJ1084LW	PJ1084TW	11.19	7.85	8.44	10.32	11.77	9.90	0.44	0.50	14R0907	8.37x6.5	6
PJ1086LW	PJ1086TW	11.19	7.85	8.44	10.32	11.77	9.90	0.44	0.50	14R0907	8.37x6.5	6
PJ12106LW	PJ12106TW	13.19	9.85	10.45	12.32	13.77	11.90	0.44	0.50	14R1109	10.37x8.5	8
PJ14126LW	PJ14126TW	15.19	11.85	12.45	14.32	15.73	13.85	0.44	0.50	14R1311	12.37x10.5	11
PJ16148LW	PJ16148TW	17.19	13.71	13.86	15.73	17.87	15.99	0.44	0.50	14R1513	13.00x11.00	12
PJ18168LW	PJ18168TW	19.28	15.72	15.86	17.86	20.00	18.00	0.44	0.50	P1868	14.00x12.00	17
PJ20168LW	PJ20168TW	20.84	15.31	15.43	19.43	21.59	17.59	0.44	0.52	P2068	15.00x11.00	19

For aluminum and fiberglass panels... see page 130.

Technical references and DXF downloads available at www.hamfmfg.com

All dimensions in inches unless specified otherwise

Quality Enclosures. Service Excellence.